

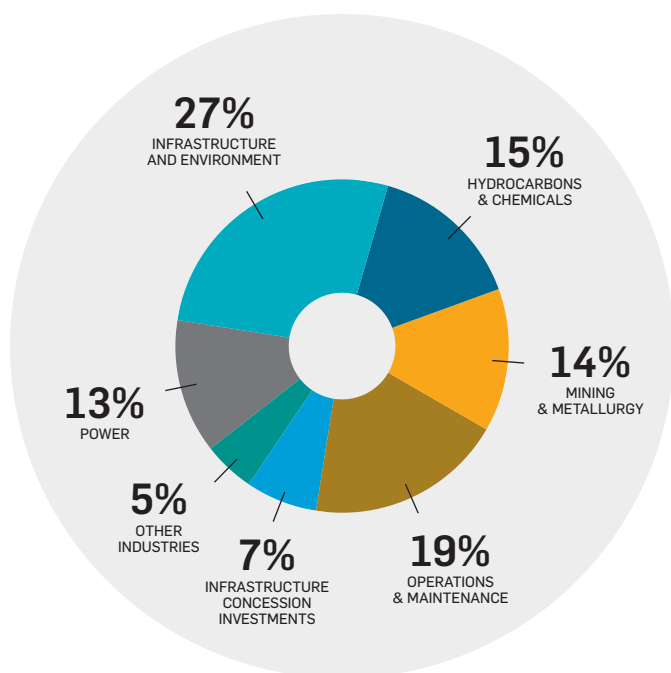
Financial Highlights

28,000
EMPLOYEES

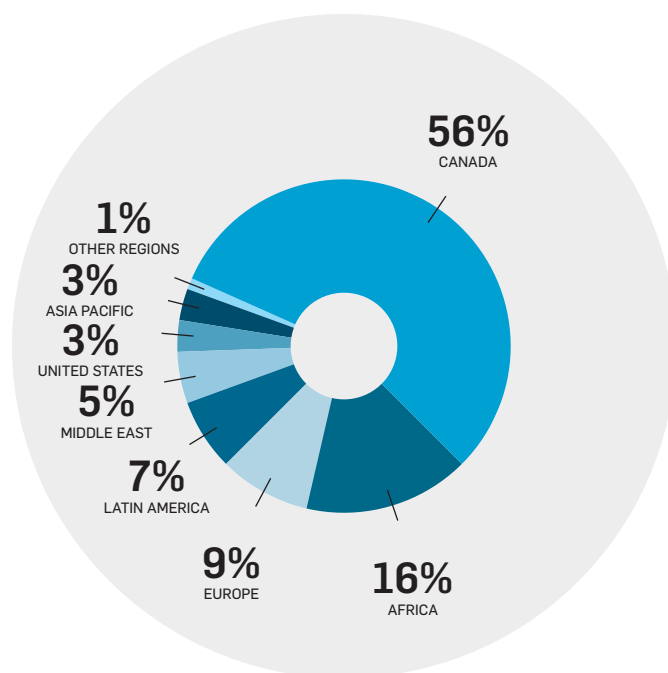
ONGOING
PROJECTS IN
100
COUNTRIES

OVER
\$1 billion
IN CASH

2011 REVENUES



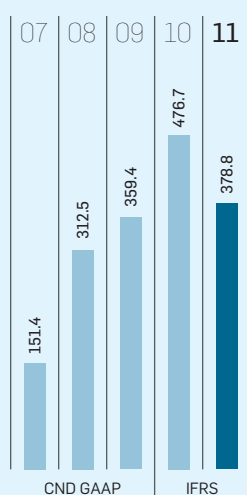
Diversity by
industry segment



Diversity by
geographic area

NET INCOME

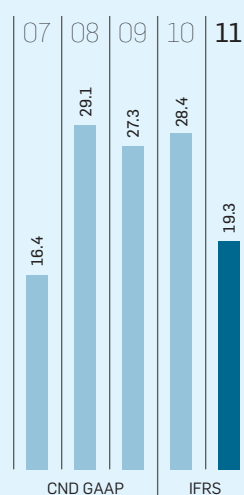
(in millions CA\$)



\$379 million
net income
in 2011

ROASE⁽¹⁾

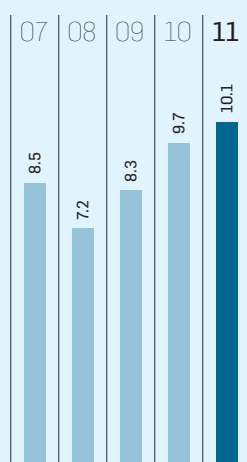
(in %)



19%
ROASE⁽¹⁾
for 2011

BACKLOG

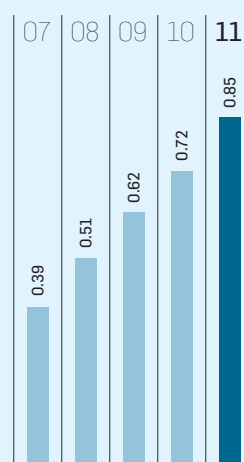
(in billions CA\$)



\$10 billion
backlog at
December 31, 2011

DIVIDENDS

(in CA\$)



21%
5-year
dividend CAGR⁽²⁾

(1) Return on average shareholders' equity

(2) Compound annual growth rate